




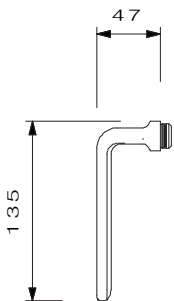
BEZEICHNUNG / DESCRIPTION	FARBE/COLOR	ART.-NR./-NO.
ZT-Garnitur BB	Chrom - Polished Chrome	368-373-A00-000
	Velourschrom - Velourchrome	368-373-A00-040
Interior door handle set (standard lever key hole)	Edelstahl - Stainless Steel	368-373-A00-055
	Ultra Bronze - Ultra Bronze *	368-373-A00-240



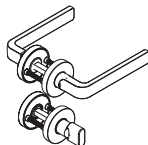
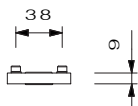
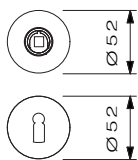
ZT-Garnitur PZ	Chrom - Polished Chrome	368-373-B00-000
	Velourschrom - Velourchrome	368-373-B00-040
Interior door handle set (euro profile cylinder lever key hole)	Edelstahl - Stainless Steel	368-373-B00-055
	Ultra Bronze - Ultra Bronze *	368-373-B00-240



WE-Garnitur PZ	Chrom - Polished Chrome	368-373-C00-000
Lochteil linkszeigend/Knopf 420	Velourschrom - Velourchrome	368-373-C00-040
Main entry door handle set (euro profile cylinder lever key hole)	Edelst./U. Mattni. - St.Steel/U.Ni.	368-373-C00-057
Lever lefthand/Knob 420	Ultra Bronze - Ultra Bronze *	368-373-C00-240



WE-Garnitur PZ	Chrom - Polished Chrome	368-373-D00-000
Lochteil rechtszeigend/Knopf 420	Velourschrom - Velourchrome	368-373-D00-040
Main entry door handle set (euro profile cylinder lever key hole)	Edelst./U. Mattni. - St.Steel/U.Ni.	368-373-D00-057
Lever righthand/Knob 420	Ultra Bronze - Ultra Bronze *	368-373-D00-240



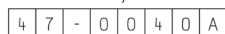
WC-Garnitur	Chrom - Polished Chrome	368-373-E00-000
	Velourschrom - Velourchrome	368-373-E00-040
Toilet door handle set	Edelst./U. Mattni. - St.Steel/U.Ni.	368-373-E00-057
	Ultra Bronze - Ultra Bronze *	368-373-E00-240



JA-TEC SYSTEM **

DIN
EN 1906

Klassifizierungsschlüssel



ULTRA FINISH



TS 38-45 mm ***

*Die Lieferzeit für die Oberfläche 240 Ultra Bronze beträgt ca. einen Monat. Farbabweichungen in der Produktion sind möglich.
The delivery time for finish 240 Ultra Bronze is approx. one month and the surface can change according to the production.

** Montagehinweise finden Sie ab Seite 627 / For mounting instructions please look from page 627

*** Zubehör und Mehrpreise für abweichende Türstärken finden Sie ab Seite 341 / Accessories and surcharges for different door thicknesses starting from page 341